



Location: ACL1 - City Hall

Report on 24-hour TSP monitoring
Action Level ($\mu\text{g}/\text{m}^3$) - 163
Limit Level ($\mu\text{g}/\text{m}^3$) - 260

Date	Sampling Time	Weather Condition	Filter paper no.	Filter Weight, g		Elapse Time, hr		Sampling Time, hr	Flow Rate, m^3/min			Total Volume, m^3	TSP Level, $\mu\text{g}/\text{m}^3$
				Initial	Final	Initial	Final		Initial, Q_{si}	Final, Q_{sf}	Average		
02-May-14	08:00	Rainy	008631	2.8218	2.8941	2620.07	2644.07	24.00	1.32	1.32	1.32	1899	38
08-May-14	08:00	Rainy	008808	2.8523	2.9093	2647.08	2671.08	24.00	1.28	1.32	1.30	1874	30
14-May-14	08:00	Rainy	008868	2.8556	2.9555	2674.09	2698.09	24.00	1.33	1.27	1.30	1872	53
20-May-14	08:00	Rainy	008661	2.8143	2.8929	2701.09	2725.09	24.00	1.33	1.33	1.33	1918	41
26-May-14	08:00	Rainy	008209	2.8182	2.8643	2728.09	2752.09	24.00	1.33	1.33	1.33	1914	24
30-May-14	08:00	Rainy	008702	2.8135	2.8397	2755.08	2779.08	24.00	1.23	1.33	1.28	1844	14

Report on 1-hour TSP monitoring
Action Level ($\mu\text{g}/\text{m}^3$) - 460
Limit Level ($\mu\text{g}/\text{m}^3$) - 500

Date	Sampling Time	Weather Condition	Filter paper no.	Filter Weight, g		Elapse Time, hr		Sampling Time, hr	Flow Rate, m^3/min			Total Volume, m^3	TSP Level, $\mu\text{g}/\text{m}^3$
				Initial	Final	Initial	Final		Initial, Q_{si}	Final, Q_{sf}	Average		
03-May-14	08:40	Rainy	008829	2.8817	2.8850	2644.08	2645.08	1.00	1.32	1.32	1.32	79	42
03-May-14	09:45	Rainy	008895	2.8561	2.8576	2645.08	2646.08	1.00	1.32	1.32	1.32	79	19
03-May-14	10:50	Rainy	008898	2.8470	2.8493	2646.08	2647.08	1.00	1.32	1.32	1.32	79	29
09-May-14	08:50	Rainy	008579	2.8533	2.8624	2671.09	2672.09	1.00	1.24	1.32	1.28	77	118
09-May-14	10:00	Rainy	008874	2.8563	2.8628	2672.09	2673.09	1.00	1.20	1.32	1.26	76	86
09-May-14	13:00	Rainy	008869	2.8623	2.8634	2673.09	2674.09	1.00	1.24	1.32	1.28	77	14
15-May-14	08:50	Rainy	008660	2.8095	2.8147	2698.09	2699.09	1.00	1.33	1.33	1.33	80	65
15-May-14	09:52	Rainy	008659	2.8144	2.8160	2699.09	2700.09	1.00	1.33	1.33	1.33	80	20
15-May-14	10:54	Rainy	008658	2.8154	2.8180	2700.09	2701.09	1.00	1.33	1.33	1.33	80	33
21-May-14	08:50	Rainy	007509	2.6390	2.6430	2725.09	2726.09	1.00	1.33	1.33	1.33	80	50
21-May-14	09:52	Rainy	008517	2.8747	2.8762	2726.09	2727.09	1.00	1.33	1.33	1.33	80	19
21-May-14	10:54	Rainy	008521	2.8606	2.8616	2727.09	2728.09	1.00	1.33	1.33	1.33	80	13
27-May-14	08:50	Fine	008694	2.8271	2.8331	2752.09	2753.09	1.00	1.33	1.33	1.33	80	75
27-May-14	09:52	Fine	008697	2.8227	2.8272	2753.09	2754.09	1.00	1.33	1.33	1.33	80	56
27-May-14	10:54	Fine	008701	2.8171	2.8227	2754.09	2755.09	1.00	1.33	1.33	1.33	80	70
31-May-14	13:00	Rainy	008744	2.8701	2.8714	2779.08	2780.08	1.00	1.23	1.33	1.28	77	17
31-May-14	14:23	Rainy	008747	2.8579	2.8602	2780.08	2781.08	1.00	1.23	1.23	1.23	74	31
31-May-14	15:30	Rainy	008750	2.8727	2.8738	2781.08	2782.08	1.00	1.23	1.33	1.28	77	14



Location: ACL2a - Contractor HK/2012/08 Site office

Report on 24-hour TSP monitoring

Action Level ($\mu\text{g}/\text{m}^3$) - 187.3

Limit Level ($\mu\text{g}/\text{m}^3$) - 260

Date	Sampling Time	Weather Condition	Filter paper no.	Filter Weight, g		Elapse Time, hr		Sampling Time, hr	Flow Rate, m^3/min			Total Volume, m^3	TSP Level, $\mu\text{g}/\text{m}^3$
				Initial	Final	Initial	Final		Initial, Q_{si}	Final, Q_{sf}	Average		
02-May-14	08:00	Rainy	008782	2.8504	2.9602	1783.81	1807.81	24.00	1.31	1.30	1.31	1880	58
08-May-14	08:00	Rainy	008576	2.8625	2.9948	1810.82	1834.83	24.01	1.31	1.31	1.31	1883	70
14-May-14	08:00	Rainy	008571	2.8493	2.9214	1837.83	1861.83	24.00	1.25	1.27	1.26	1818	40
20-May-14	08:00	Rainy	008904	2.8244	2.9091	1864.83	1888.83	24.00	1.32	1.32	1.32	1901	45
26-May-14	08:00	Rainy	008688	2.8337	2.8889	1891.83	1915.83	24.00	1.32	1.32	1.32	1896	29
30-May-14	08:00	Rainy	008735	2.8581	2.9227	1918.83	1942.83	24.00	1.29	1.29	1.29	1864	35

Report on 1-hour TSP monitoring

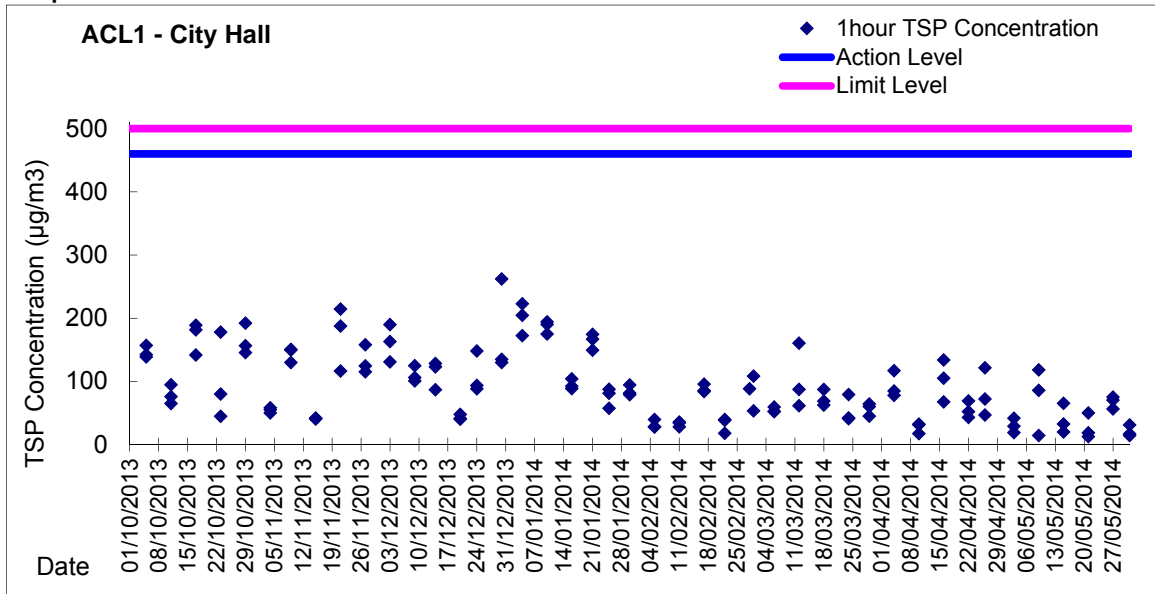
Action Level ($\mu\text{g}/\text{m}^3$) - 300.1

Limit Level ($\mu\text{g}/\text{m}^3$) - 500

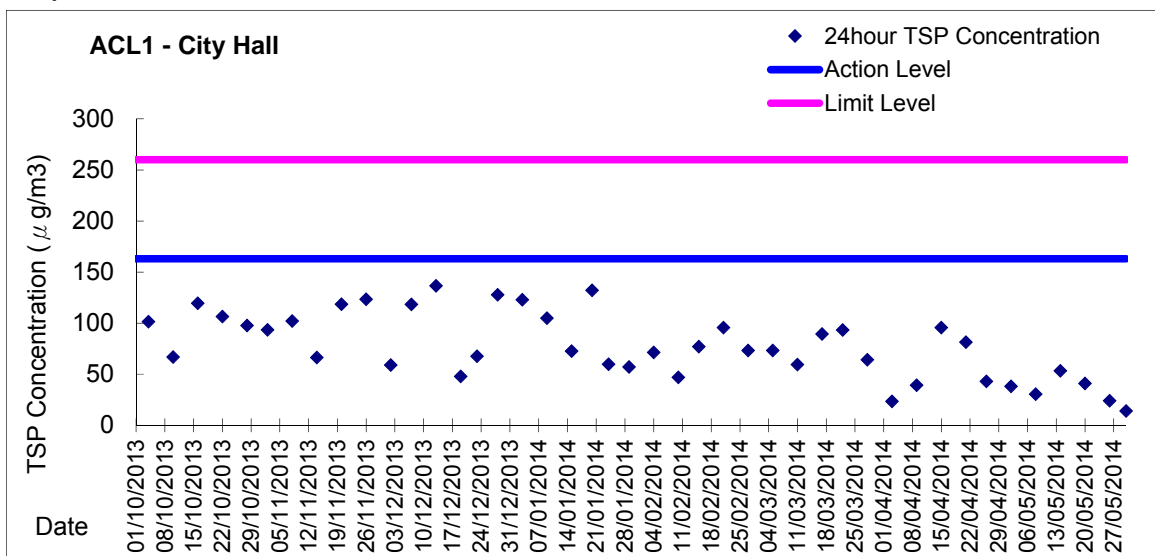
Date	Sampling Time	Weather Condition	Filter paper no.	Filter Weight, g		Elapse Time, hr		Sampling Time, hr	Flow Rate, m^3/min			Total Volume, m^3	TSP Level, $\mu\text{g}/\text{m}^3$
				Initial	Final	Initial	Final		Initial, Q_{si}	Final, Q_{sf}	Average		
03-May-14	09:50	Rainy	008892	2.8557	2.8632	1807.81	1808.81	1.00	1.30	1.30	1.30	78	96
03-May-14	10:53	Rainy	008574	2.8484	2.8555	1808.81	1809.81	1.00	1.30	1.30	1.30	78	91
03-May-14	13:00	Rainy	008581	2.8450	2.8521	1809.81	1810.81	1.00	1.30	1.30	1.30	78	91
09-May-14	10:00	Rainy	008559	2.8415	2.8460	1834.83	1835.83	1.00	1.31	1.31	1.31	78	57
09-May-14	13:00	Rainy	008562	2.8507	2.8541	1835.83	1836.83	1.00	1.22	1.31	1.26	76	45
09-May-14	14:05	Rainy	008568	2.8545	2.8585	1836.83	1837.83	1.00	1.22	1.31	1.26	76	53
15-May-14	09:05	Rainy	008566	2.8690	2.8720	1861.83	1862.83	1.00	1.21	1.21	1.21	73	41
15-May-14	10:14	Rainy	008601	2.8388	2.8408	1862.83	1863.83	1.00	1.25	1.25	1.25	75	27
15-May-14	13:00	Rainy	008604	2.8290	2.8339	1863.83	1864.83	1.00	1.32	1.32	1.32	79	62
21-May-14	08:53	Rainy	008708	2.8206	2.8266	1888.83	1889.83	1.00	1.32	1.32	1.32	79	76
21-May-14	09:55	Rainy	008711	2.8175	2.8198	1889.83	1890.83	1.00	1.21	1.21	1.21	73	32
21-May-14	10:58	Rainy	008685	2.8347	2.8365	1890.83	1891.83	1.00	1.21	1.21	1.21	73	25
27-May-14	08:34	Fine	008948	2.8206	2.8262	1915.83	1916.83	1.00	1.29	1.29	1.29	78	72
27-May-14	09:42	Fine	008730	2.8662	2.8696	1916.83	1917.83	1.00	1.29	1.29	1.29	78	44
27-May-14	10:48	Fine	008731	2.8582	2.8620	1917.83	1918.83	1.00	1.29	1.29	1.29	78	49
31-May-14	09:36	Rainy	009071	2.8346	2.8403	1942.83	1943.83	1.00	1.25	1.25	1.25	75	76
31-May-14	10:56	Rainy	009069	2.8411	2.8475	1943.83	1944.83	1.00	1.29	1.29	1.29	78	82
31-May-14	13:00	Rainy	009066	2.8488	2.8540	1944.83	1945.83	1.00	1.21	1.21	1.21	73	72



Graphic Presentation of 1 hour TSP Result

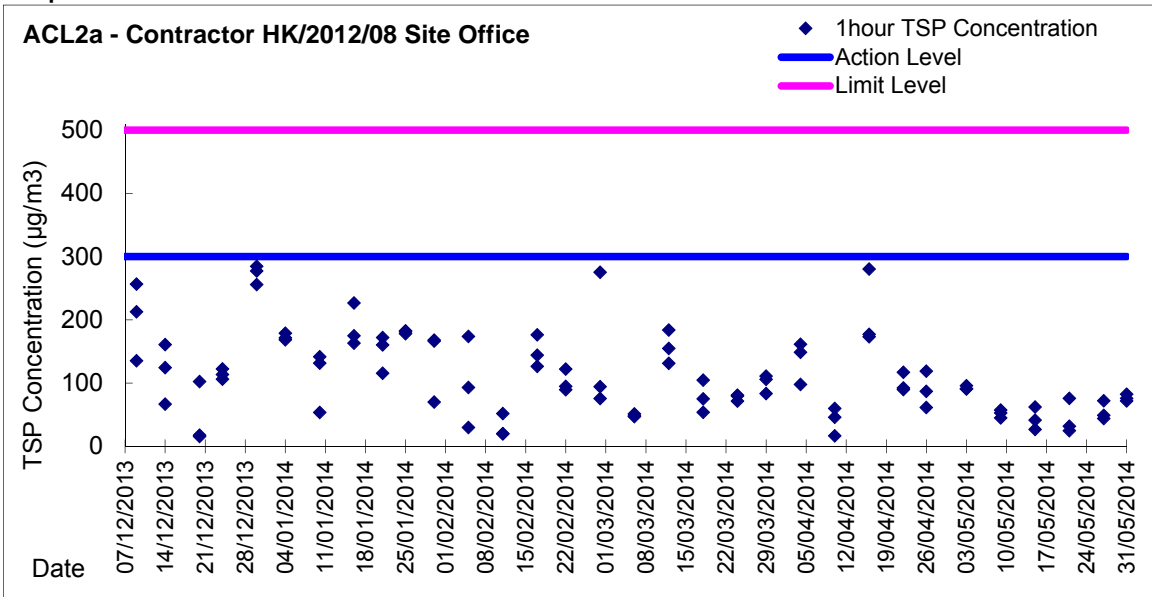


Graphic Presentation of 24 hour TSP Result





Graphic Presentation of 1 hour TSP Result



Graphic Presentation of 24 hour TSP Result

